

# Newton Phoenix Fund

Third quarter 2010



## Fund information

### Aim

To achieve long-term growth in excess of cash returns from a balanced portfolio diversified across a range of assets. The Fund is intended to have significantly lower absolute volatility than traditional equity biased funds, but will exhibit volatility relative to its benchmark.

### Fund facts

Fund structure	Unit Trust
Base currency	GBP
Benchmark	1 month £ Libor +2.0% p.a.
Fund launch date	11 April 2003
Fund domicile	UK
Pay dates	20 Mar, 21 Sep
ISIN	GB00B0Z86D35
SEDOL	B0Z86D3

### Fund data

Fund size (millions)	GBP 40
Volatility	11.9%
Dividend yield	2.1%
Sharpe ratio	-0.1

### Fees and charges

Annual management charge	0.8%
Total expense ratio	0.88%

All figures correct as at 30 September 2010.

Risk and performance statistics sourced from Newton using 36 months of data (where applicable) to 30 September 2010.

## Focus on the latest quarter

### Performance over three months

<b>Newton Phoenix Fund</b>	<b>5.6%</b>				
1 month £ Libor +2% p.a.	0.6%	ARC Balanced Asset (est)	6.1%	IMA Cautious Managed	5.7%
FTSE W World	8.7%	ML £ Non-Gilt Index £	4.8%	FTSE All Share	13.6%

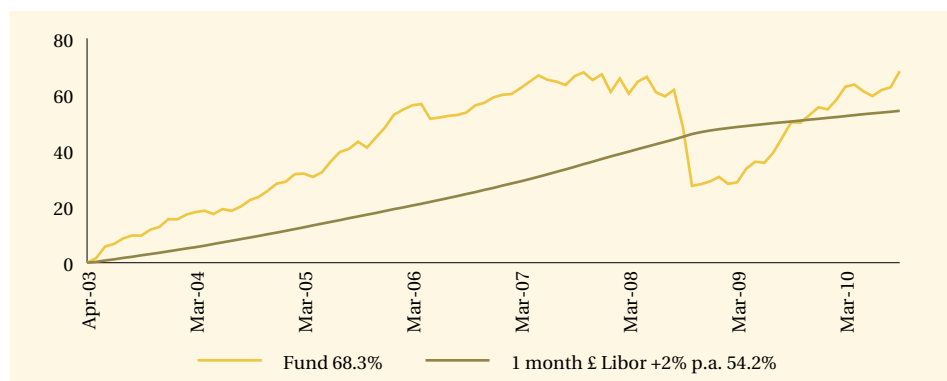
### Significant transactions

Acquisitions	Disposals
Treasury 5% Stk 7/03/25	Treasury 8% Stk 27/09/13
ETFS Physical Gold 0% Secured Note (USD)	Imperial Tobacco Finance 7.75% 24/06/19
Imperial Tobacco Finance 8.125% 15/03/24	Deutsche Telekom AG
FTSE 100 Index Dec10 5100 (Put Option)	Banco Santander-Chile
Petrobras Petroleo Brasileiro (Pfd)	Dubai Hldg Comm.Ops 6% EMTN 1/02/17

Note: Portfolio holdings are subject to change at any time without notice and should not be construed as investment recommendations.

## Long-term performance (%)

### Performance since launch



	2001	2002	2003	2004	2005	2006	2007	2008	2009	YTD 2010
Fund	-	-	-	11.0	15.6	7.2	5.2	-22.8	20.5	8.3
1 month £ Libor +2% p.a.	-	-	-	6.5	6.9	7.0	8.1	7.4	2.8	1.9

### Discrete past performance (%)

From	30/09/05	30/09/06	30/09/07	30/09/08	30/09/09
To	30/09/06	30/09/07	30/09/08	30/09/09	30/09/10
Fund	7.3	8.5	-11.0	1.3	12.1

All performance sourced from: Lipper, Bloomberg, ARC & Datastream, as at 30 September 2010. Calculation basis: Sterling, total return, bid to bid, without initial charges, net income reinvested, net of management fees.

### Risk factors

This is a financial promotion and is not intended as investment advice. Past performance is not a guide to future returns. The value of investments and the income from them can fall as well as rise and investors may not get back the original amount invested. The value of overseas securities will be influenced by fluctuations in exchange rates. If the portfolio invests in sub-investment grade bonds that typically have a low credit rating these carry a high degree of default risk, which can affect the capital value of your investment. If the portfolio has exposure to hedge funds, gold, private equity and property via publicly quoted transferable securities, there are additional risks associated with these sectors.

## Newton's themes

Newton is a global thematic stock picking company. Our style is team oriented and relies on effective communication between all of our investment personnel. Two of our themes are listed below, along with examples of individual holdings.

## All change

### Factors

The popping of the credit bubble has marked an end to the era of rapid growth in private sector debt in the developed world. Structurally impaired financial systems and impending regulatory burdens ensure that credit will be less freely available, and this has profound implications for consumer-driven economies, all asset classes and investment strategies.

### Investments

GlaxoSmithKline, Roche, Vodafone, HSBC Infrastructure

## Developing economies

### Factors

The influence of the developing world on the global economy continues to grow, and developing economies ultimately are on a convergence course, in terms of demographics and consumption trends, with the industrialised world. This long-term secular trend will entail the development of Western-style health and social security systems and will involve significant cyclical influences as well as frictions regarding trade policies.

### Investments

Petrobras, Anhanguera, Man Wah Holdings, Belle International

## Newton Investment Management Limited

### London

160 Queen Victoria Street, London EC4V 4LA

### Edinburgh

2 Festival Square, Edinburgh EH3 9SU

### Leeds

1 Whitehall Riverside, Leeds LS1 4BN

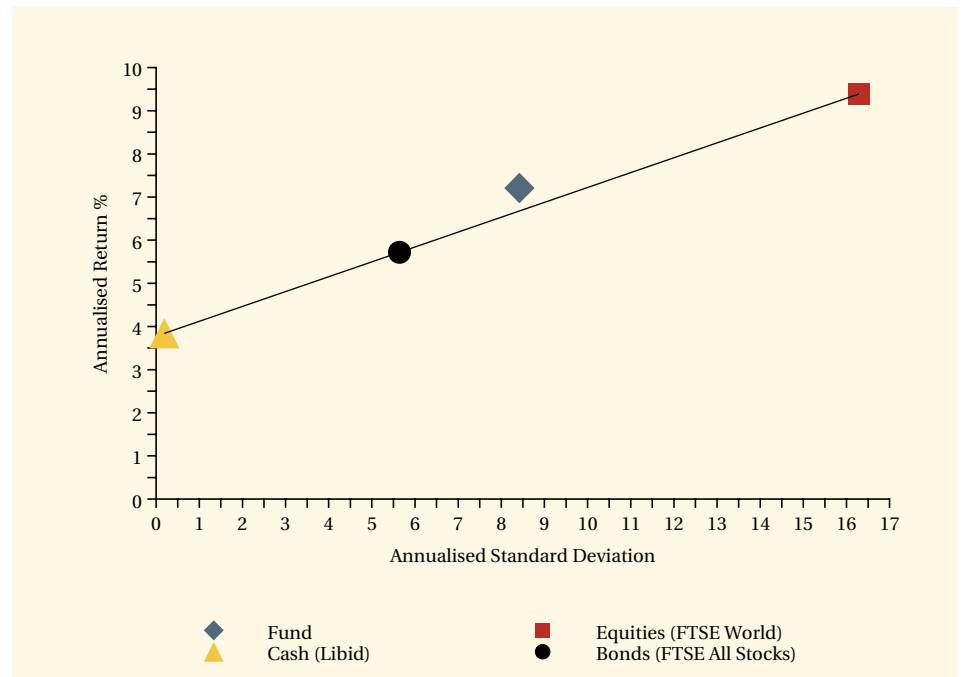
0800 917 6594

privateclients@newton.co.uk

www.newton.co.uk

## Long-term performance - risk and reward

### Fund return and volatility since launch

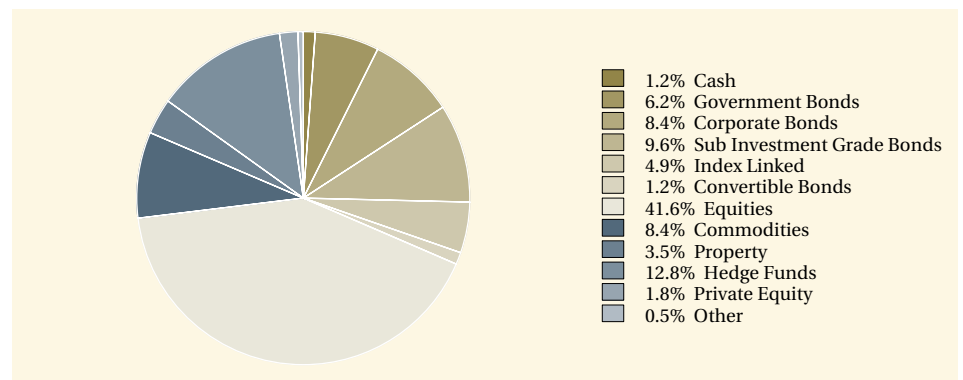


This chart shows both return and volatility. The Newton Phoenix Fund has provided an annualised return of 7.2% since relaunch with lower volatility compared to equities. The relaunch date of the fund was 11 April 2003.

Performance sourced from: Lipper, Bloomberg & Datastream, as at 30 September 2010. Calculation basis: Sterling, total return, bid to bid, without initial charges, net income reinvested, net of management fees.

## Fund analysis

### Breakdown as % of total market value



Source: Newton as at 30 September 2010.