


Newton Offshore Strategy Fund Sterling

Fixed Interest

Second quarter 2009



Fund information

Aim

This fund aims to achieve a combination of capital preservation and income, through investing in a portfolio of fixed income securities, for the most part denominated in sterling. The fund can also invest in global fixed income securities or cash at the discretion of the manager.

Fund facts

Fund structure	OEIC
Base currency	GBP
Benchmark	Merrill Lynch £ Non Gilt Index
Fund launch date	11 February 2000
Fund domicile	Jersey
Pay dates	End Feb, May, Aug & Nov
ISIN	GB0009428904
SEDOL	0942890

Fund data

Fund size (millions)	GBP 56
Volatility	6.8
Gross redemption yield	6.3%
Running yield	5.9%
Modified duration	7.0
Sharpe ratio	-0.9
Information ratio	-1.1

Fees and charges

Annual management charge	1.0%
Total expense ratio	1.07%

All figures correct as at 30 June 2009

Risk and performance statistics sourced from Newton using 36 months of data (where applicable) to 30 June 2009

Focus on the latest quarter

Performance over three months

NOSF £ Fixed Interest	6.1%
Merrill Lynch £ Non-Gilt Index	6.8%

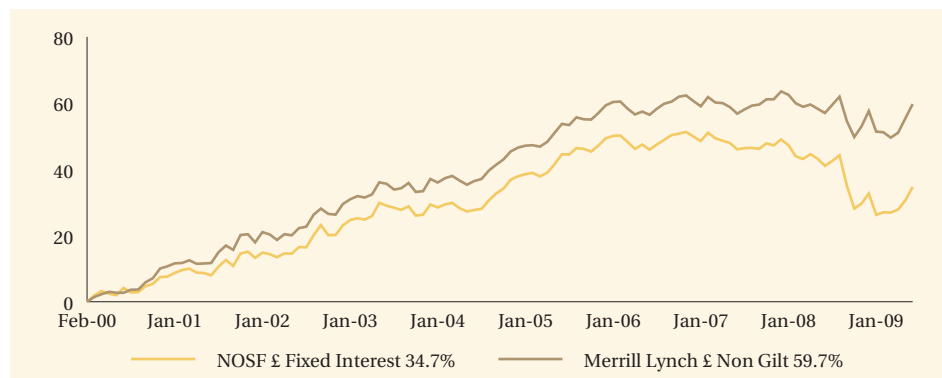
Significant transactions

Acquisitions	Disposals
Kreditanstalt Fur Wiederaufbau-5.5% 7/12/15	France (Govt of)-2.5% BTAN 12/01/14
Kreditanstalt Fur Wiederaufbau-5% 10/9/24	Nationwide Building Society-3.75% 21/11/11
Electricite de France-6.125% Bds 2/6/34	Telefonica Emisiones SAU-5.888% 31/01/14
BG Energy Capital-5.125% Bds 07/12/17	Household Finance Corp-7% EMTN 27/3/12
European Inv Bk-4.125% Bds 07/12/17	BNP Paribas SA-4.75% EMTN 8/12/15

Note: Portfolio holdings are subject to change at any time without notice and should not be construed as investment recommendations.

Long-term performance

Performance since launch



	2000	2001	2002	2003	2004	2005	2006	2007	2008	YTD 2009
NOSF £ Fixed Interest	-	5.3	8.6	5.2	6.6	8.3	0.3	-0.6	-10.9	1.5
Merrill Lynch £ Non-Gilt	-	6.6	9.8	5.9	6.9	8.7	0.8	1.8	-3.7	1.4

Discrete past performance - percentage change

From	30/06/04	30/06/05	30/06/06	30/06/07	30/06/08
To	30/06/05	30/06/06	30/06/07	30/06/08	30/06/09
NOSF £ Fixed Interest	13.2%	1.0%	0.1%	-3.4%	-4.5%

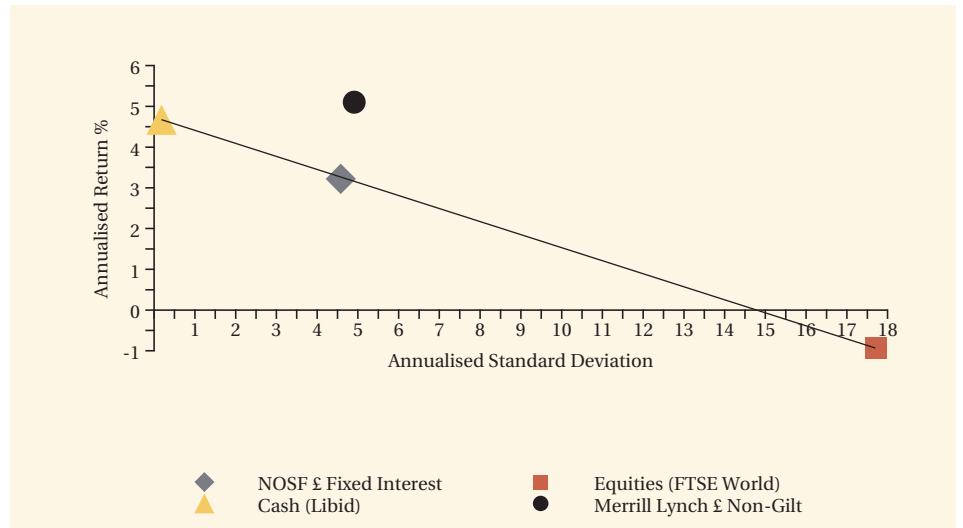
All performance sourced from: Lipper & Datastream, as at 30 June 2009. Calculation basis: Sterling, total return, bid to bid, without initial charges, gross income reinvested, net of management fees.

Risk factors

This is a financial promotion and is not intended as investment advice. Past performance is not a guide to future returns. The value of investments and the income from them can fall as well as rise and investors may not get back the original amount invested. The value of overseas securities will be influenced by fluctuations in exchange rates. If the portfolio invests in sub-investment grade bonds that typically have a low credit rating these carry a high degree of default risk, which can affect the capital value of your investment. If the portfolio has exposure to hedge funds, gold, private equity and property via publicly quoted transferable securities, there are additional risks associated with these sectors.

Long-term performance - risk and reward

Fund return and volatility since launch

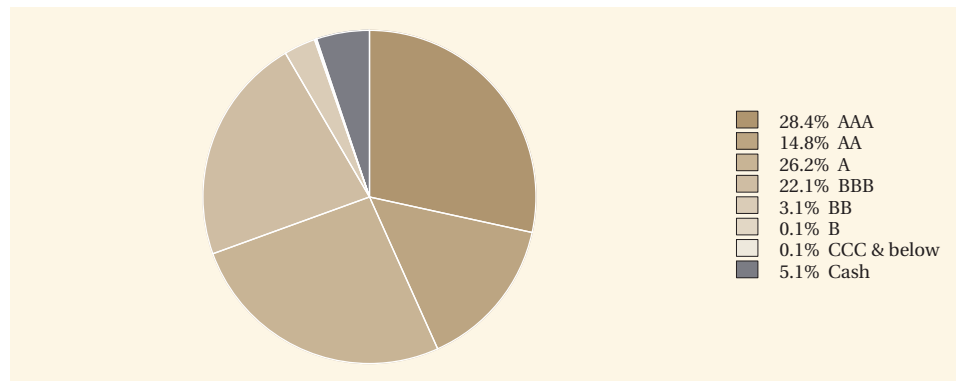


This chart shows both return and volatility. The NOSF £ Fixed Interest Fund has given a lower return than the benchmark with slightly lower volatility. The launch date of the fund was 11 February 2000.

Performance sourced from: Lipper & Datastream, as at 30 June 2009. Calculation basis: Sterling, total return, bid to bid, without initial charges, gross income reinvested, net of management fees.

Fund analysis

Breakdown as % of total market value



Source: Newton as at 30 June 2009.

Newton

Enquiries
Telephone: 0800 917 6594
www.newton.co.uk

London

160 Queen Victoria Street, London
EC4V 4LA

Edinburgh

2 Festival Square, Edinburgh EH3 9SU

Leeds

1 Whitehall Riverside, Leeds LS1 4BN

Issued by Newton Investment Management Limited (NIM). The NOSF Sterling Fixed Interest Fund is a sub-fund of the Newton Offshore Strategy Fund, an open-ended investment company operated by Newton Fund Managers C.I. Limited (NFM C.I.). Registered office for NFM C.I.: BNP House, Anley Street, St Helier, Jersey JE2 3QE, Channel Islands. Registered in Jersey No. 5769. NFM C.I. is authorised under the Collective Investment Funds (Jersey) Law 1988 and regulated by the Jersey Financial Services Commission in the conduct of fund services business. Registered office for NIM: The Bank of New York Mellon Centre, 160 Queen Victoria Street, London EC4V 4LA. Registered in England No.1371973. NIM is authorised and regulated by the Financial Services Authority.