


Newton Offshore Strategy Fund Special Situations

Third quarter 2009



Fund information

Aim

To maximise the total return both of capital and income provided to investors through investment in a diversified portfolio of global securities, predominantly equities.

Fund facts

Fund structure	OEIC
Base currency	GBP
Benchmark	FTSE All Share
Fund launch date	25 August 2006
Fund domicile	Jersey
Pay dates	End Feb, May, Aug & Nov
ISIN	GB00B1BQJR38
SEDOL	B1BQJR3

Fund data

Fund size (millions)	GBP 78
Volatility	20.7
Dividend yield	4.1%
Sharpe ratio	-0.2
Information ratio	0.3

Fees and charges

Annual management charge	1.0%
Total expense ratio	1.07%

All figures correct as at 30 September 2009

Risk and performance statistics sourced from Newton using 36 months of data (where applicable) to 30 September 2009

Focus on the latest quarter

Performance over three months

NOSF Special Situations	18.6%
FTSE All Share	22.4%

Significant transactions

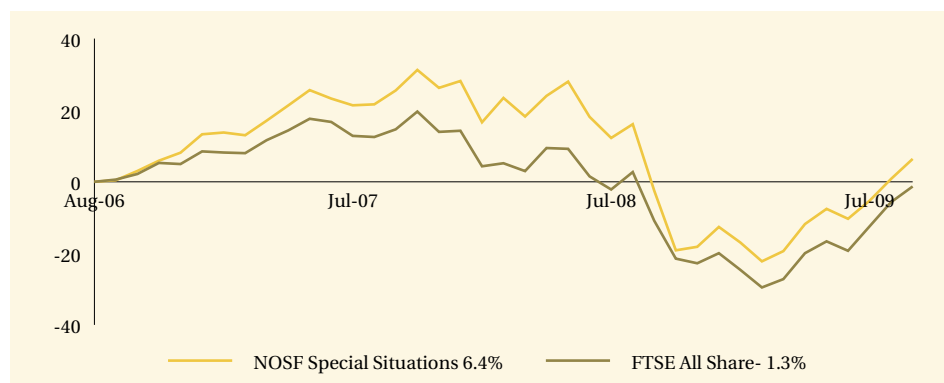
Acquisitions
Aviva PLC
Hargreaves Services PLC
Vallourec S.A.
Great Portland Estates PLC
Sanofi-Aventis S.A.

Disposals
Venture Production PLC
Prudential PLC
Braemar Shipping Services PLC
K+S AG

Note: Portfolio holdings are subject to change at any time without notice and should not be construed as investment recommendations.

Long-term performance

Performance since launch



	2000	2001	2002	2003	2004	2005	2006	2007	2008	YTD 2009
NOSF Special Situations	-	-	-	-	-	-	-	13.1	-31.8	21.7
FTSE All Share	-	-	-	-	-	-	-	5.3	-29.9	23.4

Discrete past performance - percentage change

From	30/09/04	30/09/05	30/09/06	30/09/07	30/09/08
To	30/09/05	30/09/06	30/09/07	30/09/08	30/09/09
NOSF Special Situations	-	-	21.9%	-22.3%	9.1%
FTSE All Share	-	-	12.2%	-22.3%	10.8%

All performance sourced from: Lipper & Datastream, as at 30 September 2009. Calculation basis: Sterling, total return, bid to bid, without initial charges, gross income reinvested, net of management fees.

Risk factors

This is a financial promotion and is not intended as investment advice. Past performance is not a guide to future returns. The value of investments and the income from them can fall as well as rise and investors may not get back the original amount invested. The value of overseas securities will be influenced by fluctuations in exchange rates. If the portfolio invests in sub-investment grade bonds that typically have a low credit rating these carry a high degree of default risk, which can affect the capital value of your investment. If the portfolio has exposure to hedge funds, gold, private equity and property via publicly quoted transferable securities, there are additional risks associated with these sectors.

Newton's themes

Newton is a global thematic stock picking company. Our style is team oriented and relies on effective communication between all of our investment personnel. Two of our themes are listed below, along with examples of individual holdings.

Developing Economies

Factors

The influence of the developing world on the global economy continues to grow, and developing economies ultimately are on a convergence course, in terms of demographics and consumption trends, with the industrialised world. This long-term secular trend will depend on the development of Western-style health and social security systems and will involve significant cyclical influences as well as frictions regarding trade policies.

Investments

PZ Cussons, Noble Group, Unilever, Vale, Fresenius Medical Care, Yum Brands, Millicom

Energy Supply

Factors

Following decades of underinvestment in oil and gas infrastructure, surplus production and refining capacity is limited. Despite weak demand currently, forecast supply of energy implies a structurally higher real oil price. This has implications for the oil industry, infrastructure, and alternative energy sources as well as significant macro effects.

Investments

BP, Petrobras, Dana Petroleum, John Wood Group, StatoilHydro, Fortum, Anadarko Petroleum, Centrica, Vallourec

Newton

Enquiries
Telephone: 0800 917 6594
www.newton.co.uk

London

160 Queen Victoria Street, London
EC4V 4LA

Edinburgh

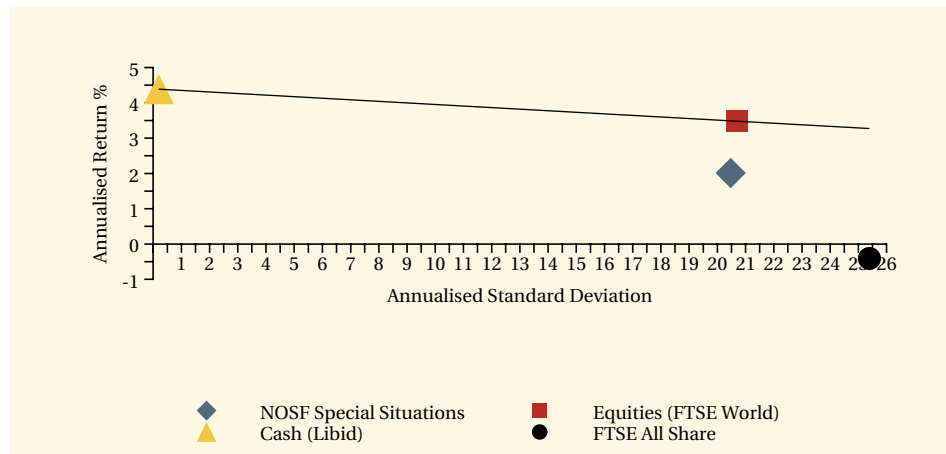
2 Festival Square, Edinburgh EH3 9SU

Leeds

1 Whitehall Riverside, Leeds LS1 4BN

Long-term performance - risk and reward

Fund return and volatility since launch

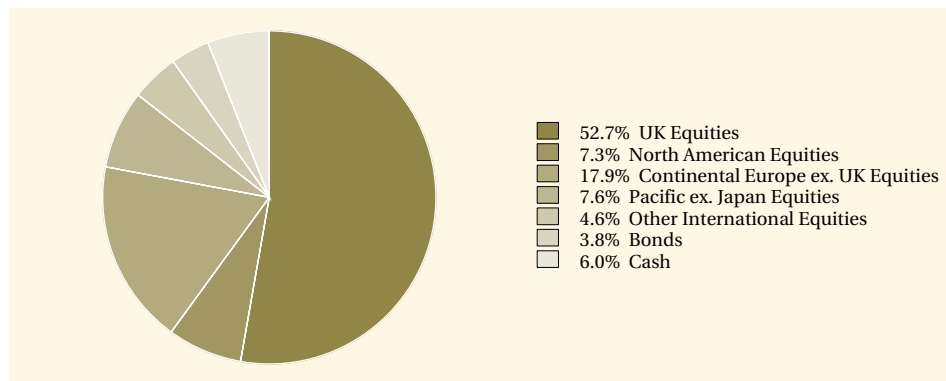


This chart shows both return and volatility. The NOSF Special Situations Fund has given a higher return than the benchmark with lower volatility. The launch date of the fund was 25 August 2006.

Performance sourced from: Lipper & Datastream, as at 30 September 2009. Calculation basis: Sterling, total return, bid to bid, without initial charges, gross income reinvested, net of management fees.

Fund analysis

Breakdown as % of total market value



Source: Newton as at 30 September 2009.