


Newton Offshore Strategy Fund Diversified

Assets

Second quarter 2010



Fund information

Aim

To achieve long-term growth in excess of cash returns from a balanced portfolio diversified across a range of assets. The Fund is intended to have significantly lower absolute volatility than traditional equity biased funds, but will exhibit volatility relative to its benchmark.

Fund facts

Fund structure	OEIC
Base currency	GBP
Benchmark	1 month £ Libor +2.0% p.a.
Fund launch date	16 May 2005
Fund domicile	Jersey
Pay dates	End Feb, May, Aug & Nov
ISIN	GB00B08SQD01
SEDOL	B08SQD0

Fund data

Fund size (millions)	GBP 25
Volatility	11.2
Dividend yield	3.0%
Sharpe ratio	-0.3

Fees and charges

Annual management charge	1.0%
Total expense ratio	1.12%

All figures correct as at 30 June 2010

Risk and performance statistics sourced from Newton using 36 months of data (where applicable) to 30 June 2010

Focus on the latest quarter

Performance over three months

NOSF Diversified Assets -2.0%		
1 month £ Libor +2% p.a	0.6%	ARC Bal.Asset (est) -4.1%
IMA Cautious Managed	-3.9%	
FTSE W World	-11.3%	ML £ Non-Gilt Index £ 2.0%
		FTSE All Share -11.8%

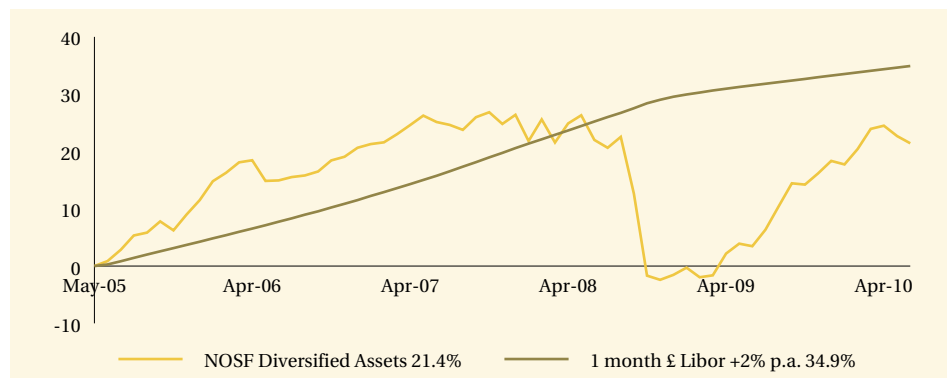
Significant transactions

Acquisitions	Disposals
ETFS Physical Gold-0% Secured Note (USD)	FTSE 100 Index-Sep10 5400 (Put Option)
HSBC Bank PLC-0% FTSE AutoCall 26/5/2015	Treasury-5.25% Stk 7/06/2012
FTSE 100 Index-Sep10 5000 (Put Option)	Pacific Life Funding LLC-5.125% 20/01/15
Bluecrest Allblue Fund Ltd GBP NPV 'C' Shs	Denbury Resources Inc.
Amadeus IT Holdings S.A.	Smith & Nephew PLC

Note: Portfolio holdings are subject to change at any time without notice and should not be construed as investment recommendations.

Long-term performance

Performance since launch



	2001	2002	2003	2004	2005	2006	2007	2008	2009	YTD 2010
NOSF Diversified Assets	-	-	-	-	-	8.2	4.8	-22.1	20.2	2.6
1 Month £ Libor + 2% p.a.	-	-	-	-	-	7.0	8.1	7.4	2.8	1.3

Discrete past performance - percentage change

From	30/06/05	30/06/06	30/06/07	30/06/08	30/06/09
To	30/06/06	30/06/07	30/06/08	30/06/09	30/06/10
NOSF Diversified Assets	11.8%	8.9%	-2.5%	-15.2%	17.3%

All performance sourced from: Lipper, Bloomberg, ARC & Datastream, as at 30 June 2010. Calculation basis: Sterling, total return, bid to bid, without initial charges, gross income reinvested, net of management fees.

Risk factors

This is a financial promotion and is not intended as investment advice. Past performance is not a guide to future returns. The value of investments and the income from them can fall as well as rise and investors may not get back the original amount invested. The value of overseas securities will be influenced by fluctuations in exchange rates. If the portfolio invests in sub-investment grade bonds that typically have a low credit rating these carry a high degree of default risk, which can affect the capital value of your investment. If the portfolio has exposure to hedge funds, gold, private equity and property via publicly quoted transferable securities, there are additional risks associated with these sectors.

Newton's themes

Newton is a global thematic stock picking company. Our style is team oriented and relies on effective communication between all of our investment personnel. Two of our themes are listed below, along with examples of individual holdings.

All Change

Factors

The popping of the credit bubble has marked an end to the era of rapid growth in private sector debt in the developed world. Structurally impaired financial systems and impending regulatory burdens ensure that credit will be less freely available, and this has profound implications for consumer-driven economies, all asset classes and investment strategies.

Investments

GlaxoSmithKline, Roche, Vodafone, HSBC Infrastructure

Developing Economies

Factors

The influence of the developing world on the global economy continues to grow, and developing economies ultimately are on a convergence course, in terms of demographics and consumption trends, with the industrialised world. This long-term secular trend will entail the development of Western-style health and social security systems and will involve significant cyclical influences as well as frictions regarding trade policies.

Investments

Petrobras, Anhanguera, Banco Santander Chile, Man Wah Holdings

Newton

Enquiries
Telephone: 0800 917 6594
www.newton.co.uk

London

160 Queen Victoria Street, London
EC4V 4LA

Edinburgh

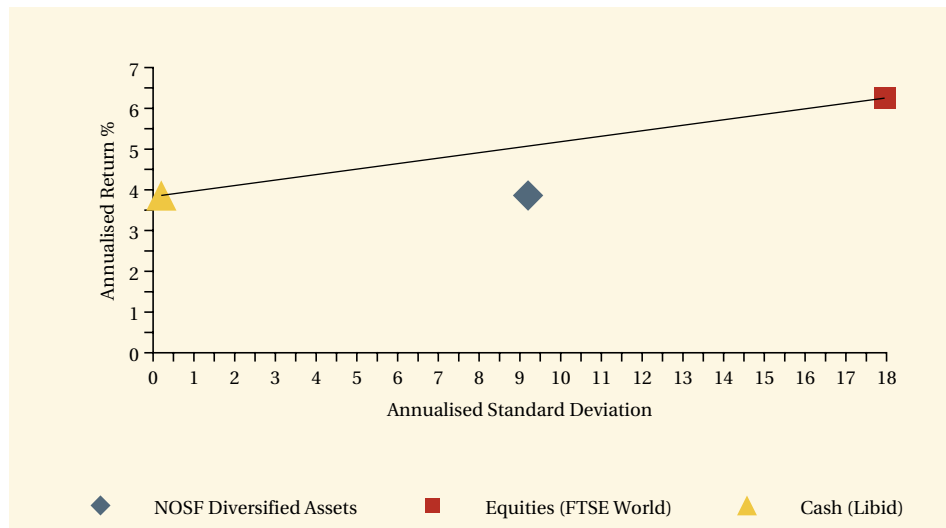
2 Festival Square, Edinburgh EH3 9SU

Leeds

1 Whitehall Riverside, Leeds LS1 4BN

Long-term performance - risk and reward

Fund return and volatility since launch

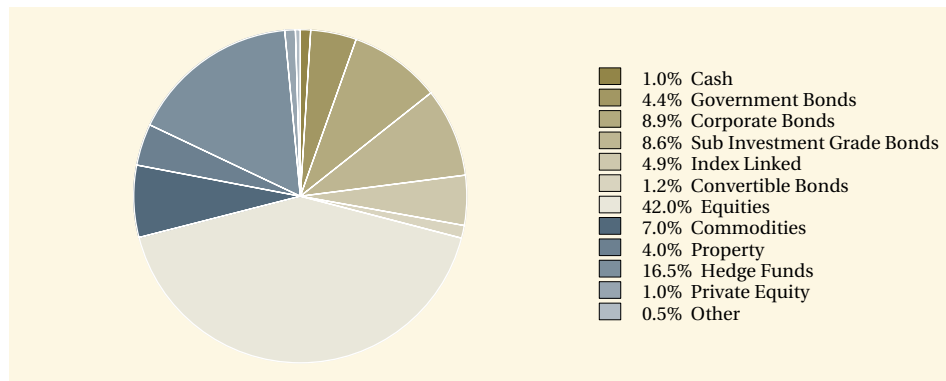


This chart shows both return and volatility. The launch date of the fund was 16 May 2005.

Performance sourced from: Lipper, Bloomberg & Datastream, as at 30 June 2010. Calculation basis: Sterling, total return, bid to bid, without initial charges, gross income reinvested, net of management fees.

Fund analysis

Breakdown as % of total market value



Source: Newton as at 30 June 2010.