


Newton Offshore Strategy Fund Sterling Fixed Interest

Second quarter 2011

Risk profile: medium



Fund information

Aim

This fund aims to achieve a combination of capital preservation and income, through investing in a portfolio of fixed income securities, for the most part denominated in sterling. The fund can also invest in global fixed income securities or cash at the discretion of the manager.

Fund facts

Fund structure	OEIC
Base currency	GBP
Benchmark*	Merrill Lynch £ Non Gilts ex Subordinated Financials Index (from 1 January 2011; it was previously Merrill Lynch £ Non Gilt Index)
Fund launch date	11 February 2000
Fund domicile	Jersey
Pay dates	End Feb, May, Aug & Nov
ISIN	GB0009428904
SEDOL	0942890

Fund data

Fund size (millions)	GBP 67
Volatility	7.3%
Gross redemption yield	5.6%
Running yield	5.2%
Modified duration	6.9
Sharpe ratio	0.6
Information ratio	-0.9

Fees and charges

Annual management charge	1.0%
Total expense ratio	1.08%

All figures correct as at 30 June 2011.

Risk and performance statistics above sourced from Newton using 36 months of data (where applicable) to 30 June 2011.

Focus on the latest quarter

Performance over three months

NOSF £ Fixed Interest	2.1%				
ML £ Non-Gilt Ex Subordinated Financials	2.1%	ML £ Non-Gilt Index	1.9%	ML UK Gilts Index	2.4%

Significant transactions

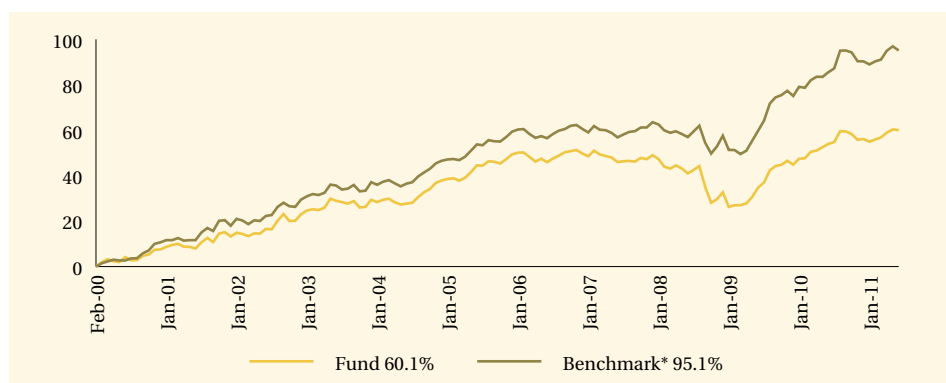
Acquisitions
UK Treasury Gilt-4.25% 7/12/40
Annington Repackaging-5.3236% Nts 10/1/23
Deutsche Telekom Intl Fin-8.875% 27/11/28
UK Treasury Stock-4.25% 7/06/32
European Union-2.75% Bds 03/06/16

Disposals
UK Treasury Stock-4.75% 7/03/20
Tesco Property Fin.4 PLC-5.8006% 13/10/40
Network Rail Infra Finance-2.5% 07/03/14
Telecom Italia SpA-5.625% Nts 29/12/15
ICAP Group Holdings -7.5% Bds 28/07/14

Note: Portfolio holdings are subject to change at any time without notice and should not be construed as investment recommendations.

Long-term performance (%)

Performance since launch



	2002	2003	2004	2005	2006	2007	2008	2009	2010	YTD 2011
Fund	8.6	5.2	6.6	8.3	0.3	-0.6	-10.9	9.2	7.7	2.6
Benchmark*	9.8	5.9	6.9	8.7	0.8	1.8	-3.6	11.1	8.7	2.5

Discrete past performance (%)

From	30/06/06	30/06/07	30/06/08	30/06/09	30/06/10
To	30/06/07	30/06/08	30/06/09	30/06/10	30/06/11
Fund	0.1	-3.4	-4.5	14.3	4.0

All performance sourced from: Lipper & Datastream, as at 30 June 2011. Calculation basis: Sterling, total return, bid to bid, without initial charges, gross income reinvested, net of management fees.

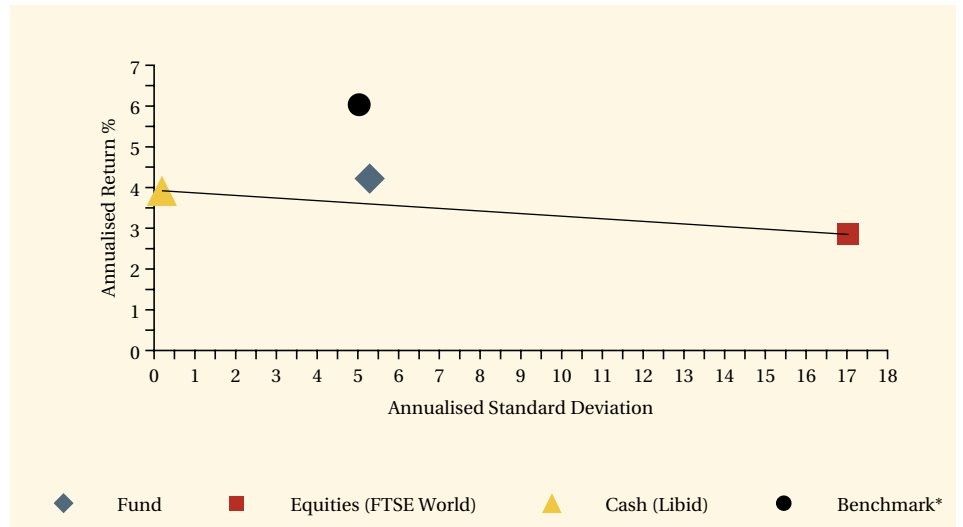
*The benchmark is Merrill Lynch £ Non Gilts ex Subordinated Financials Index (from 1 January 2011; it was previously Merrill Lynch £ Non Gilt Index).

Risk factors

This is a financial promotion and is not intended as investment advice. Past performance is not a guide to future returns. The value of investments and the income from them can fall as well as rise and investors may not get back the original amount invested. The value of overseas securities will be influenced by fluctuations in exchange rates. If the portfolio invests in sub-investment grade bonds that typically have a low credit rating these carry a high degree of default risk, which can affect the capital value of your investment. If the portfolio has exposure to hedge funds, gold, private equity and property via publicly quoted transferable securities, there are additional risks associated with these sectors.

Long-term performance - risk and reward

Fund return and volatility since launch



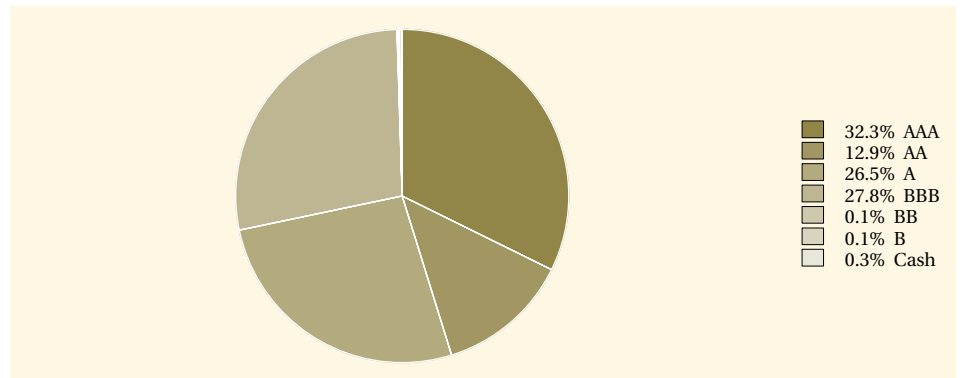
This chart shows both return and volatility. The NOSF £ Fixed Interest Fund has given a lower return than the benchmark with slightly higher volatility. The launch date of the fund was 11 February 2000.

Performance sourced from: Lipper, Datastream & Bloomberg, as at 30 June 2011. Calculation basis: Sterling, total return, bid to bid, without initial charges, gross income reinvested, net of management fees.

*The benchmark is Merrill Lynch £ Non Gilts ex Subordinated Financials Index (from 1 January 2011; it was previously Merrill Lynch £ Non Gilt Index).

Fund analysis

Breakdown as % of total market value



Source: Newton as at 30 June 2011.

Newton Investment Management Limited

London

160 Queen Victoria Street, London
EC4V 4LA

Edinburgh

2 Festival Square, Edinburgh EH3 9SU

Leeds

1 Whitehall Riverside, Leeds LS1 4BN

0800 917 6594

privateclients@newton.co.uk

www.newton.co.uk