


# Newton Offshore Strategy Fund Bridge

Third quarter 2011

Risk profile: medium



## Fund information

### Aim

To achieve capital growth over the long term, with an element of income in sterling, through a portfolio that is predominantly invested in equities, across a wide range of industries and countries. The equity element is balanced by cash, bonds and exposure to alternative assets, such as hedge funds, to reduce the overall volatility of the portfolio.

### Fund facts

Fund structure	OEIC
Base currency	GBP
Benchmark	45% FTSE All Share, 45% FTSE W World ex UK, 10% FTSE Govt All Stocks
Fund launch date	18 October 1999
Fund domicile	Jersey
Pay dates	28 Feb, 31 Aug
ISIN	GB0006851959
SEDOL	0685195

### Fund data

Fund size (millions)	GBP 40
Volatility	14.5%
Dividend yield	2.4%
Sharpe ratio	0.3
Information ratio	-0.2

### Fees and charges

Annual management charge	1.0%
Total expense ratio	1.11%

All figures correct as at 30 September 2011.

Risk and performance statistics above sourced from Newton using 36 months of data (where applicable) to 30 September 2011.

## Focus on the latest quarter

### Performance over three months

<b>NOSF Bridge</b>	<b>-10.4%</b>		
Benchmark	-11.9%		
FTSE All Share	-13.5%	FTSE W World (ex UK)	-14.9%
		FTA Govt All Stocks	8.3%

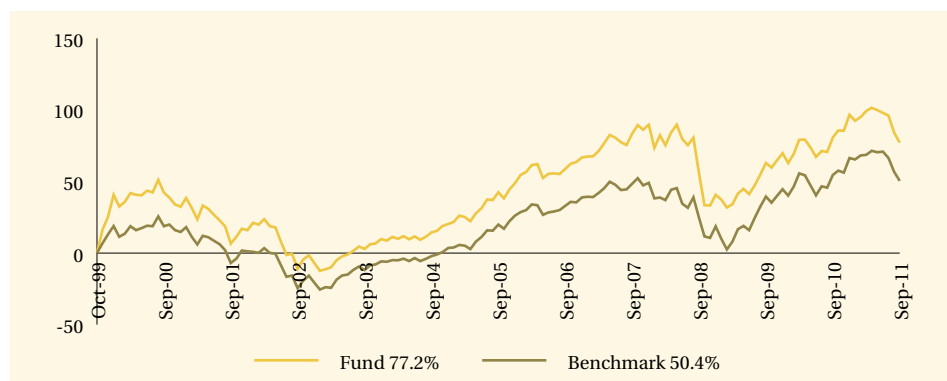
### Significant transactions

Acquisitions	Disposals
UK Treasury Gilt 4% 7/3/2022	Charter International PLC
Yamana Gold Inc.	Standard Chartered PLC
Japan Tobacco Inc.	Tesco PLC
Nestle S.A.	Bank Sarasin & Cie. AG
UK Treasury Stock 4.25% 7/06/2032	Vodafone Group PLC

Note: Portfolio holdings are subject to change at any time without notice and should not be construed as investment recommendations.

## Long-term performance (%)

### Performance since launch



	2002	2003	2004	2005	2006	2007	2008	2009	2010	YTD 2011
Fund	-19.8	18.2	9.5	23.7	12.1	13.7	-25.9	20.8	15.7	-9.9
Benchmark	-21.7	18.9	10.0	21.9	10.1	7.3	-20.4	21.8	15.0	-9.6

### Discrete past performance (%)

From	30/09/06	30/09/07	30/09/08	30/09/09	30/09/10
To	30/09/07	30/09/08	30/09/09	30/09/10	30/09/11
Fund	15.6	-15.1	4.7	10.9	-2.0

All performance sourced from: Lipper & Datastream, as at 30 September 2011. Calculation basis: Sterling, total return, bid to bid, without initial charges, gross income reinvested, net of management fees.

### Risk factors

This is a financial promotion and is not intended as investment advice. Past performance is not a guide to future returns. The value of investments and the income from them can fall as well as rise and investors may not get back the original amount invested. The value of overseas securities will be influenced by fluctuations in exchange rates. If the portfolio invests in sub-investment grade bonds that typically have a low credit rating these carry a high degree of default risk, which can affect the capital value of your investment. If the portfolio has exposure to hedge funds, gold, private equity and property via publicly quoted transferable securities, there are additional risks associated with these sectors.

## Newton's themes

Newton is a global thematic stock picking company. Our style is team oriented and relies on effective communication between all of our investment personnel. Two of our themes are listed below, along with examples of individual holdings.

### Deleverage

#### Factors

The credit bubble has left many economies carrying levels of debt which materially impair their economic prospects. We anticipate an extended period of relatively low growth and higher economic volatility as debt is reduced to more manageable levels. How public and private debt loads are reduced and the effect of offsetting policies will be critical for all aspects of the investment outlook.

### Investments

GlaxoSmithKline, Novartis, Roche, Scottish & Southern Energy, Accenture, Centrica

### Global realignment

#### Factors

Western industrialised nations still dominate the world's economic output, wealth, consumption and market capitalisation in US dollar terms, as well as consuming the lion's share of natural resources. The generally stronger growth potential and increasing economic influence of the developing world are progressively challenging this position. The trajectory of this realignment is likely to be volatile and increasingly prone to cyclical divergence.

### Investments

Yingde Gases, Huabao Intl Holdings, Man Wah Holdings, MTN Group, Prudential, BHP Billiton, Bangkok Bank

## Newton Investment Management Limited

### London

160 Queen Victoria Street, London  
EC4V 4LA

### Edinburgh

2 Festival Square, Edinburgh EH3 9SU

### Leeds

1 Whitehall Riverside, Leeds LS1 4BN

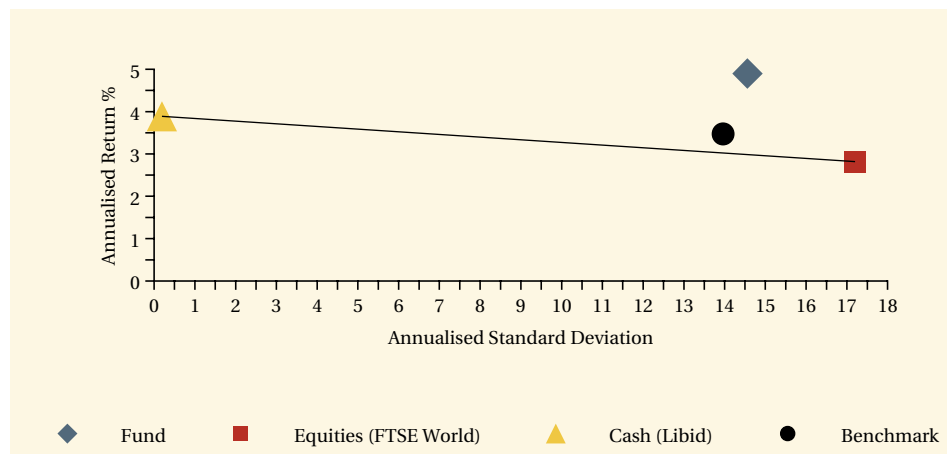
0800 917 6594

privateclients@newton.co.uk

www.newton.co.uk

## Long-term performance - risk and reward

### Fund return and volatility since launch

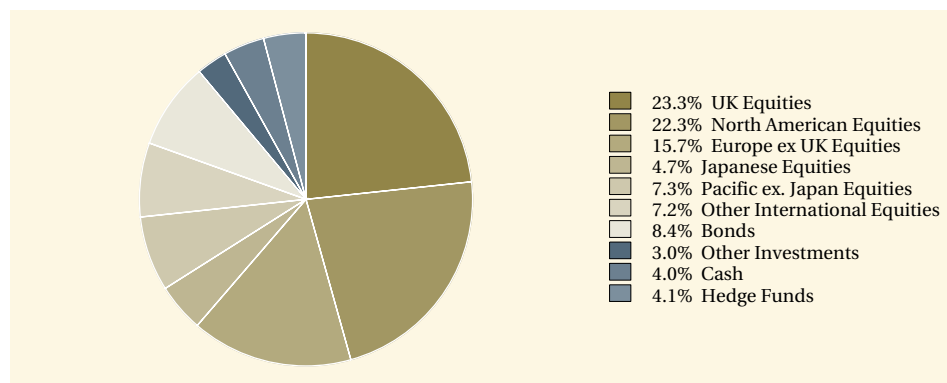


This chart shows both return and volatility. The NOSF Bridge Fund has given a higher return than cash, world equities and the benchmark with greater volatility than that of the benchmark. The launch date of the fund was 18 October 1999.

Performance sourced from: Lipper, Datastream & Bloomberg, as at 30 September 2011. Calculation basis: Sterling, total return, bid to bid, without initial charges, gross income reinvested, net of management fees.

## Fund analysis

### Breakdown as % of total market value



Source: Newton as at 30 September 2011.